

RESOLUTION TO PURSUE THE DEVELOPMENT AND ADOPTION OF A CLIMATE ADAPTATION AND RESILIENCY PLAN

WHEREAS, the Town of Hector adopted the New York State Climate Smart Communities Pledge by resolution on March 20, 2020,

IT IS HEREBY RESOLVED that the Town of Hector, in order to adapt to a changing climate and create a more resilient community, will pursue the development of a Climate Adaptation and Resiliency Plan in accordance with current Local, State, and Federal recommendations;

BE IT FURTHER RESOLVED that Climate Adaptation and Resiliency Planning process will be an inclusive one that engages the community in a participatory manner, with emphasis on disadvantaged and traditionally marginalized communities, and enables them to visualize and experience different climate scenarios;

BE IT FURTHER RESOLVED that the Southern Tier Central Regional Planning and Development Board, as the designated regional Climate Smart Communities Coordinator and in partnership with the Town of Hector Sustainability Committee, will write the Climate Adaptation and Resiliency Plan, assist in public outreach, assist in coordination between the local climate action groups and local government, and serve as the point of contact for any questions related to the plan;

Climate Change in the Town of Hector and Adaptation Strategies

The following information is derived from, "Climate Change and the Finger Lakes" (Cornell Cooperative Extension Tompkins County, September 21, 2020) and "Climate Change Effects and Impact" (New York State Department of Environmental Conservation), unless otherwise noted.

Climate change in the Town of Hector is likely to contribute to more frequent severe storms, prolonged periods of drought, and warmer summer and winter temperatures. Our average annual precipitation may stay relatively the same, but more precipitation will fall in the winter months than in the summer and fall. Average temperatures are predicted to increase by 1.5 to 3 degrees Fahrenheit (F) by 2030 (compared to 1970) and 3.5 – 5 degrees F by 2050. Days with low temperatures below 0 degrees F will drop by 50% or more and days with temperatures above 90 degrees F are expected to double. The Northeastern United States experienced a 71% increase in heavy precipitation (intense storms) between 1958 and 2012, greater than any other region in the country.

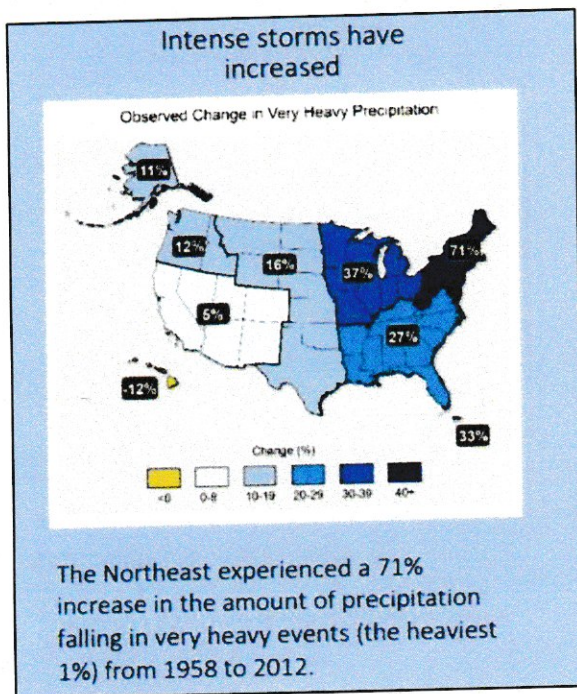


Figure 1. Observed Change in Very Heavy Precipitation.
Source: https://www.epa.gov/sites/default/files/2016-07/documents/northeast_fact_sheet.pdf

Agricultural Impacts

Climate change may adversely impact our wine industry, apple, peach and maple syrup production. Warmer winter temperatures may encourage bud “breaking” on grapes and fruit trees, but extreme cold weather events may still occur after this earlier bud opening, impairing grape and tree crops. Farmers have experienced these types of crop losses in the past, but these events are predicted to become more frequent. The predicted warmer temperatures and drought may also reduce maple syrup production by affecting the sugar content of the sap and slowing sap movement. Our dairy industry may be adversely impacted since cows are sensitive to excessive heat and may reduce milk production with hotter temperatures. Intense storms and flooding may affect crop planting, survival and harvest; summer drought may decrease crop yields. Warmer temperatures may encourage greater weed growth and the spread of invasive species and crop diseases (Figure 2). Lower summer rainfall may create a greater need for irrigation.

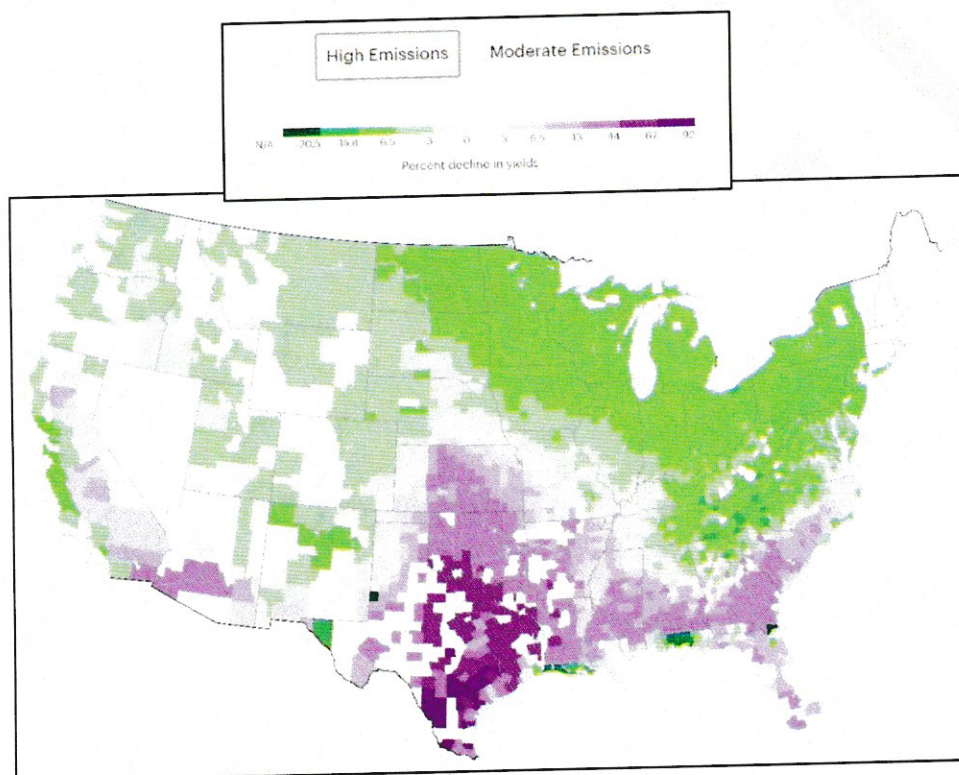


Figure 2. Reduced crop yields of corn and soybeans predicted by 2040-2060. Source: Shaw et al., 2020.

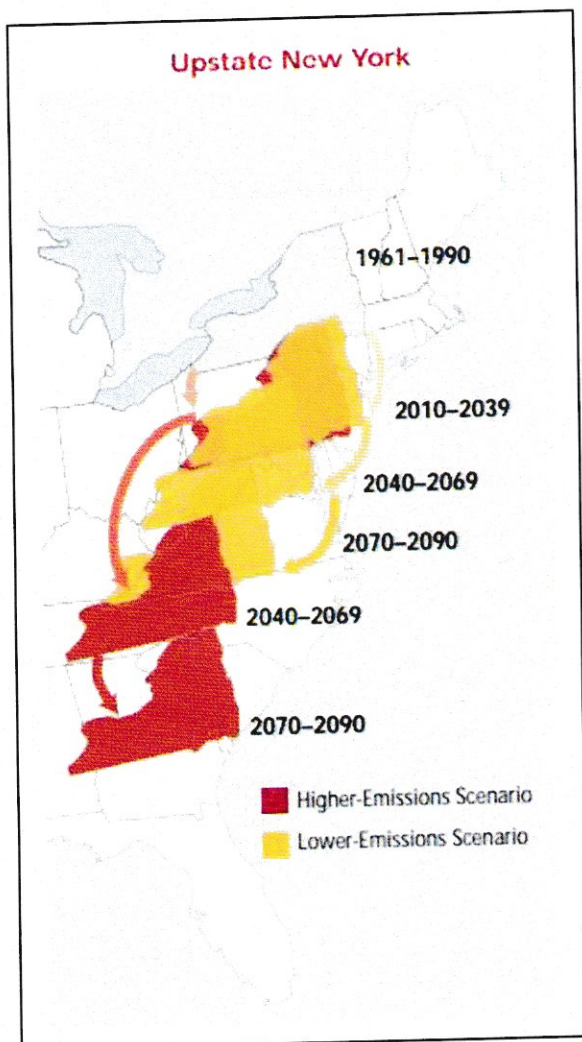
Societal and Municipal Impacts

The more frequent and intense storms may cause greater erosion of streams, increasing the flow of sediment, nutrients and pesticides into Seneca Lake. Nutrients in combination with warmer temperatures may cause harmful algal blooms (HABs), resulting in impaired water quality and beach closures.

Reduced rain in the growing season may impact municipal and private water supplies. Flooding from severe storms may flood homes and businesses in flood prone areas – such as those in floodplains or downslope of steep terrain. Flooding may also damage roads, culverts and bridges. Winds associated with storms may damage trees, powerlines and homes.

The extended warm season may lengthen the active season for ticks and mosquitoes. Snowfall is predicted to decrease, impacting winter recreation. Ice storms may become more common as the climate warms. Reduced summer rainfall may reduce stream flow, impairing the survival of aquatic species and impacting angling opportunities in our area, particularly for fish species such as brook trout that rely on well oxygenated, cool water to survive.

Environmental Impacts



It is predicted that by 2070, the climate in our area may more resemble that of present-day Virginia (Figure 3). This will potentially change the types of trees in our forest, making the area support fewer trees such as sugar maple and birch and a greater abundance of oak and hickory. Warmer temperatures are also making it easier for invasive insect pests to survive further north. Insects like the emerald ash borer and Hemlock woolly adelgid will find it easier to thrive and impact ash and hemlock trees.

Figure 3. Depending on future levels of greenhouse gases, New York summers over the next few decades will feel like summers in the southern states. Source:

<https://www.ucsusa.org/sites/default/files/2019-09/confronting-climate-change-in-the-u-s-northeast.pdf>

Climate change is already affecting bird migration. For example, species like the Carolina wren have moved their ranges northward, at least in part due to climate change (Haggerty and Morton 2020). Warmer spring temperatures may encourage birds to migrate north sooner, but their arrival here may be out of sync with insects or plants needed for survival. Some bird species may find the habitat less suitable and will only survive if they can successfully expand their range to the north. Spring heat waves can endanger birds in the nest and intense rain may flood nests. The National Audubon Society has a website on the effects of climate change on birds of the United States. This website predicts that 22 bird species in Schuyler County are highly vulnerable to climate change. They include the wood thrush, scarlet tanager and a variety of warblers

<https://www.audubon.org/climate/survivalbydegrees/county?zipCode=14818>.

Adapting to Climate Change

We can reduce the significance of climate change by reducing energy use, particularly the use of fossil fuel, reducing waste, recycling and reusing materials, instituting smart agricultural practices and eating lower on the food chain.

Tables 1-3 summarize many of the impacts that can be expected in the Town of Hector if climate changes continue on their expected trajectory. Possible mitigation measures or adaptation strategies are suggested to help us adjust to changing temperature and precipitation patterns.

Table 1. Hector Climate Change Scenario: Intense Rainfall and Storms		
Result	Consequence	Mitigation
Flooding of structures in flood prone areas	Damage & loss of homes, driveways, other buildings	Discourage building in flood prone areas, elevate structures; floodplain and wetland preservation; build resilient structures (floodproofing)
Flooding of highways & bridges	Damage, washouts	Right-size culverts, maintain bridges and roads
Flooding of agricultural fields and vineyards	Crop loss, challenges to planting & harvest, debris in fields, wash away fertile soil	Support local farmers and vintners; floodplain protection; water management; healthy soil management (NYAM&CC)
Erosion	Nutrients, sediments pesticides in streams and lake, impaired water quality, HABs, beach closures	Riparian buffers; climate smart agricultural practices (cover crops, water management)
High Winds	Power line damage	Maintain rights of way
	Damage to homes	Home and landscape management
	Tree damage	Tree maintenance

Table 2. Hector Climate Change Scenario: Higher Summer Temperatures and Reduced Rainfall		
Result	Consequence	Mitigation
Drought (low rainfall)	Crop loss and stress	Irrigation, plant drought resistant crops; promote local agriculture
	Lower lake levels	
	Reduced stream flow (impacts to fish, e.g., brook trout)	
Higher Summer Temps	Livestock heat stress & reduced milk production	Cooling fans & sprinklers; livestock diet management
	Human heat stress	Heat emergency measures
	Impaired water supplies & wells	Back-up water systems
	Ticks & mosquitoes	Public awareness, Lyme vaccination

Table 3. Hector Climate Change Scenario: Growing Season Changes		
Result	Consequence	Mitigation
Agricultural Impacts	Altered planting & harvest windows	Change planting and harvest dates; change crops or crop varieties
	Maple Syrup Production	
	Cold snaps after bud break	Freeze and frost protections
	Invasive species – crop pests	Use integrated pest management; shift crop varieties
Environmental Impacts	Impacts to bird migration	Protect bird habitat; maintain wildlife corridors
	Shift in tree species	Prepare for shift in forest species; forest management
	Invasive tree pests (e.g., emerald ash borer, Hemlock woolly adelgid)	Prepare for shift in forest species
Winter precipitation as rain more than snow	Impacts to winter sports	Diversify recreational opportunities
	Impacts to water supplies	Back up water systems; water testing
	Reduced soil fertility (snow insulates beneficial soil microbes)	Use climate smart agricultural practices (cover crops, water and soil management)

Literature Cited

Cornell Cooperative Extension Tompkins County. September 21, 2020. Climate Change and the Finger Lakes. <https://ccetompkins.org/energy/climate-week-blog/climate-change-the-finger-lakes>

Frumhoff, PC, JJ McCarthy, JM Melillo, SC Moser and DJ Wuebbles. 2007. Confronting Climate Change in the U.S. Northeast. Science, Impacts and Solutions. <https://www.ucsusa.org/sites/default/files/2019-09/confronting-climate-change-in-the-u-s-northeast.pdf>

Haggerty and Morton. 2020. The Carolina Wren. The Cornell Laboratory of Ornithology. Birds of the World. <https://birdsoftheworld.org/bow/species/carwre/cur/introduction>

National Audubon Society. Survival by Degrees: 389 Species at Risk. Vulnerable Birds in Schuyler County, New York. Website accessed March 22, 2023. <https://www.audubon.org/climate/survivalbydegrees/county?zipCode=14818>

New York State Department of Agriculture and Markets and New York State Soil and Water Conservation Committee. Climate Resilient Farming Fact Sheet. [Climate Resilient Farming Program 12.30.21.pub \(ny.gov\)](#)

New York Department of Environmental Conservation. Climate Change Effects and Impacts. Website accessed March 19, 2023. <https://www.dec.ny.gov/energy/94702.html#:~:text=Higher%20temperatures%2C%20more%20frequent%20precipitation,and%20ecosystems%20around%20the%20world>

Shaw, A and A Lustgarten, Propublica and JW Goldsmith, Special to Propublica. New Climate Maps Show a Transformed United States. September 15, 2020. <https://projects.propublica.org/climate-migration/>

U.S. Environmental Protection Agency. Adapting to Climate Change Northeast. Webpage accessed March 21, 2023. https://www.epa.gov/sites/default/files/2016-07/documents/northeast_fact_sheet.pdf

Climate Change in the Town of Hector and Adaptation Strategies

The following information is derived from, "Climate Change and the Finger Lakes" (Cornell Cooperative Extension Tompkins County, September 21, 2020) and "Climate Change Effects and Impact" (New York State Department of Environmental Conservation), unless otherwise noted.

Climate change in the Town of Hector is likely to contribute to more frequent severe storms, prolonged periods of drought, and warmer summer and winter temperatures. Our average annual precipitation may stay relatively the same, but more precipitation will fall in the winter months than in the summer and fall. Average temperatures are predicted to increase by 1.5 to 3 degrees Fahrenheit (F) by 2030 (compared to 1970) and 3.5 – 5 degrees F by 2050. Days with low temperatures below 0 degrees F will drop by 50% or more and days with temperatures above 90 degrees F are expected to double. The Northeastern United States experienced a 71% increase in heavy precipitation (intense storms) between 1958 and 2012, greater than any other region in the country.

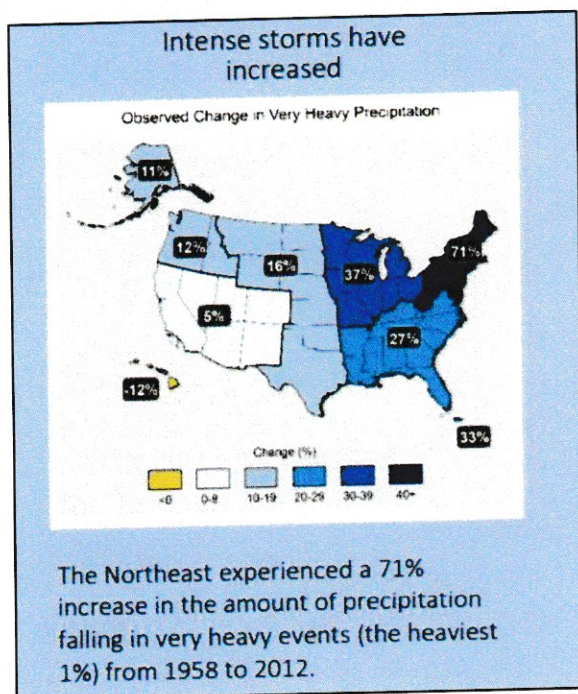


Figure 1. Observed Change in Very Heavy Precipitation.
Source: https://www.epa.gov/sites/default/files/2016-07/documents/northeast_fact_sheet.pdf

Agricultural Impacts

Climate change may adversely impact our wine industry, apple, peach and maple syrup production. Warmer winter temperatures may encourage bud “breaking” on grapes and fruit trees, but extreme cold weather events may still occur after this earlier bud opening, impairing grape and tree crops. Farmers have experienced these types of crop losses in the past, but these events are predicted to become more frequent. The predicted warmer temperatures and drought may also reduce maple syrup production by affecting the sugar content of the sap and slowing sap movement. Our dairy industry may be adversely impacted since cows are sensitive to excessive heat and may reduce milk production with hotter temperatures. Intense storms and flooding may affect crop planting, survival and harvest; summer drought may decrease crop yields. Warmer temperatures may encourage greater weed growth and the spread of invasive species and crop diseases (Figure 2). Lower summer rainfall may create a greater need for irrigation.

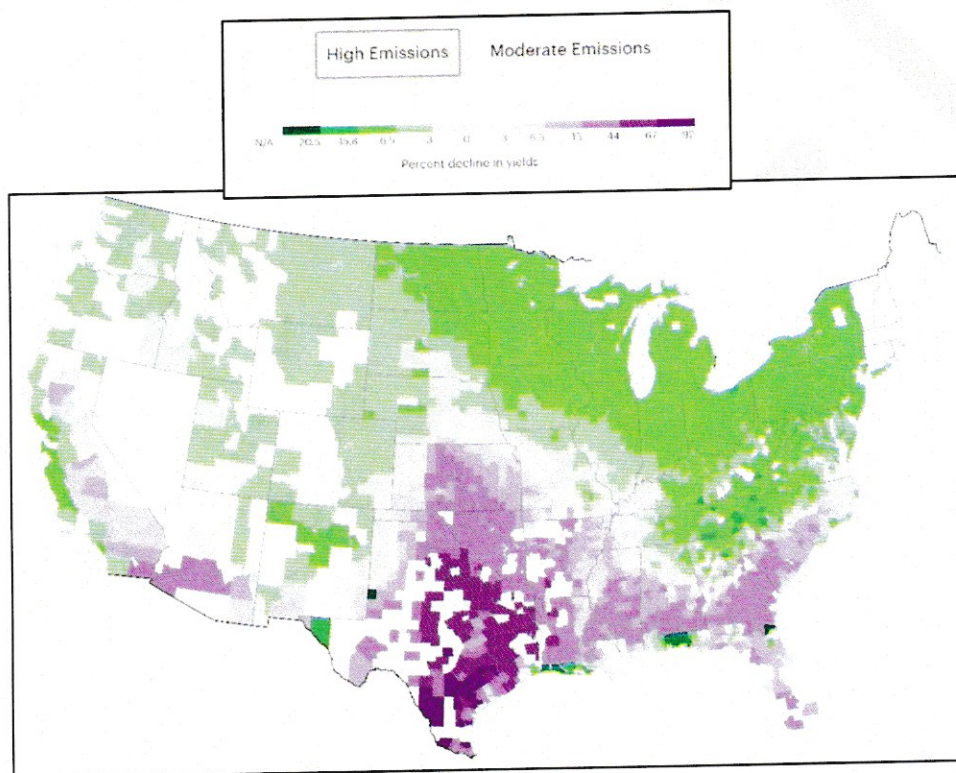


Figure 2. Reduced crop yields of corn and soybeans predicted by 2040-2060. Source: Shaw et al., 2020.

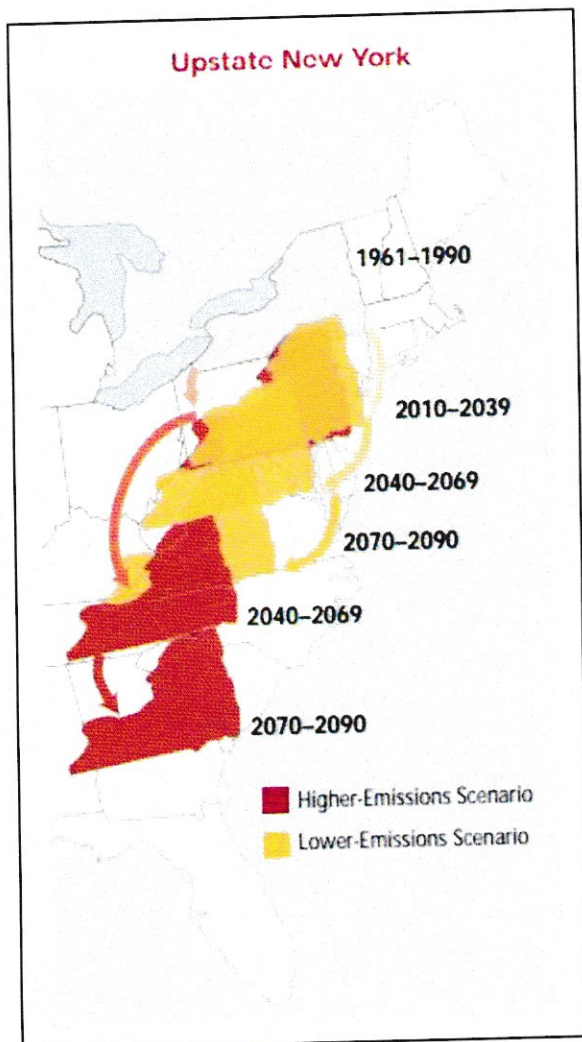
Societal and Municipal Impacts

The more frequent and intense storms may cause greater erosion of streams, increasing the flow of sediment, nutrients and pesticides into Seneca Lake. Nutrients in combination with warmer temperatures may cause harmful algal blooms (HABs), resulting in impaired water quality and beach closures.

Reduced rain in the growing season may impact municipal and private water supplies. Flooding from severe storms may flood homes and businesses in flood prone areas – such as those in floodplains or downslope of steep terrain. Flooding may also damage roads, culverts and bridges. Winds associated with storms may damage trees, powerlines and homes.

The extended warm season may lengthen the active season for ticks and mosquitoes. Snowfall is predicted to decrease, impacting winter recreation. Ice storms may become more common as the climate warms. Reduced summer rainfall may reduce stream flow, impairing the survival of aquatic species and impacting angling opportunities in our area, particularly for fish species such as brook trout that rely on well oxygenated, cool water to survive.

Environmental Impacts



It is predicted that by 2070, the climate in our area may more resemble that of present-day Virginia (Figure 3). This will potentially change the types of trees in our forest, making the area support fewer trees such as sugar maple and birch and a greater abundance of oak and hickory. Warmer temperatures are also making it easier for invasive insect pests to survive further north. Insects like the emerald ash borer and Hemlock woolly adelgid will find it easier to thrive and impact ash and hemlock trees.

Figure 3. Depending on future levels of greenhouse gases, New York summers over the next few decades will feel like summers in the southern states. Source:

<https://www.ucsusa.org/sites/default/files/2019-09/confronting-climate-change-in-the-u-s-northeast.pdf>

Climate change is already affecting bird migration. For example, species like the Carolina wren have moved their ranges northward, at least in part due to climate change (Haggerty and Morton 2020). Warmer spring temperatures may encourage birds to migrate north sooner, but their arrival here may be out of sync with insects or plants needed for survival. Some bird species may find the habitat less suitable and will only survive if they can successfully expand their range to the north. Spring heat waves can endanger birds in the nest and intense rain may flood nests. The National Audubon Society has a website on the effects of climate change on birds of the United States. This website predicts that 22 bird species in Schuyler County are highly vulnerable to climate change. They include the wood thrush, scarlet tanager and a variety of warblers

(<https://www.audubon.org/climate/survivalbydegrees/county?zipCode=14818>).

Adapting to Climate Change

We can reduce the significance of climate change by reducing energy use, particularly the use of fossil fuel, reducing waste, recycling and reusing materials, instituting smart agricultural practices and eating lower on the food chain.

Tables 1-3 summarize many of the impacts that can be expected in the Town of Hector if climate changes continue on their expected trajectory. Possible mitigation measures or adaptation strategies are suggested to help us adjust to changing temperature and precipitation patterns.

Table 1. Hector Climate Change Scenario: Intense Rainfall and Storms		
Result	Consequence	Mitigation
Flooding of structures in flood prone areas	Damage & loss of homes, driveways, other buildings	Discourage building in flood prone areas, elevate structures; floodplain and wetland preservation; build resilient structures (floodproofing)
Flooding of highways & bridges	Damage, washouts	Right-size culverts, maintain bridges and roads
Flooding of agricultural fields and vineyards	Crop loss, challenges to planting & harvest, debris in fields, wash away fertile soil	Support local farmers and vintners; floodplain protection; water management; healthy soil management (NYAM&CC)
Erosion	Nutrients, sediments pesticides in streams and lake, impaired water quality, HABs, beach closures	Riparian buffers; climate smart agricultural practices (cover crops, water management)
High Winds	Power line damage	Maintain rights of way
	Damage to homes	Home and landscape management
	Tree damage	Tree maintenance

Table 2. Hector Climate Change Scenario: Higher Summer Temperatures and Reduced Rainfall		
Result	Consequence	Mitigation
Drought (low rainfall)	Crop loss and stress	Irrigation, plant drought resistant crops; promote local agriculture
	Lower lake levels	
	Reduced stream flow (impacts to fish, e.g., brook trout)	
Higher Summer Temps	Livestock heat stress & reduced milk production	Cooling fans & sprinklers; livestock diet management
	Human heat stress	Heat emergency measures
	Impaired water supplies & wells	Back-up water systems
	Ticks & mosquitoes	Public awareness, Lyme vaccination

Table 3. Hector Climate Change Scenario: Growing Season Changes		
Result	Consequence	Mitigation
Agricultural Impacts	Altered planting & harvest windows	Change planting and harvest dates; change crops or crop varieties
	Maple Syrup Production	
	Cold snaps after bud break	Freeze and frost protections
	Invasive species – crop pests	Use integrated pest management; shift crop varieties
Environmental Impacts	Impacts to bird migration	Protect bird habitat; maintain wildlife corridors
	Shift in tree species	Prepare for shift in forest species; forest management
	Invasive tree pests (e.g., emerald ash borer, Hemlock woolly adelgid)	Prepare for shift in forest species
Winter precipitation as rain more than snow	Impacts to winter sports	Diversify recreational opportunities
	Impacts to water supplies	Back up water systems; water testing
	Reduced soil fertility (snow insulates beneficial soil microbes)	Use climate smart agricultural practices (cover crops, water and soil management)

Literature Cited

Cornell Cooperative Extension Tompkins County. September 21, 2020. Climate Change and the Finger Lakes. <https://ccetompkins.org/energy/climate-week-blog/climate-change-the-finger-lakes>

Frumhoff, PC, JJ McCarthy, JM Melillo, SC Moser and DJ Wuebbles. 2007. Confronting Climate Change in the U.S. Northeast. Science, Impacts and Solutions. <https://www.ucsusa.org/sites/default/files/2019-09/confronting-climate-change-in-the-u-s-northeast.pdf>

Haggerty and Morton. 2020. The Carolina Wren. The Cornell Laboratory of Ornithology. Birds of the World. <https://birdsoftheworld.org/bow/species/carwre/cur/introduction>

National Audubon Society. Survival by Degrees: 389 Species at Risk. Vulnerable Birds in Schuyler County, New York. Website accessed March 22, 2023. <https://www.audubon.org/climate/survivalbydegrees/county?zipCode=14818>

New York State Department of Agriculture and Markets and New York State Soil and Water Conservation Committee. Climate Resilient Farming Fact Sheet. [Climate Resilient Farming Program 12.30.21.pub \(ny.gov\)](https://www.nysdcm.org/Climate-Resilient-Farming-Program-12.30.21.pdf)

New York Department of Environmental Conservation. Climate Change Effects and Impacts. Website accessed March 19, 2023. <https://www.dec.ny.gov/energy/94702.html#:~:text=Higher%20temperatures%2C%20more%20frequent%20precipitation,and%20ecosystems%20around%20the%20world>

Shaw, A and A Lustgarten, Propublica and JW Goldsmith, Special to Propublica. New Climate Maps Show a Transformed United States. September 15, 2020. <https://projects.propublica.org/climate-migration/>

U.S. Environmental Protection Agency. Adapting to Climate Change Northeast. Webpage accessed March 21, 2023. https://www.epa.gov/sites/default/files/2016-07/documents/northeast_fact_sheet.pdf

Town of Hector Highway Department – April 2023 Report

(Board Meeting: May 9, 2023)

- Grading** • Spring grading has begun – lake slope completed.
When rain stops, we will resume in an easterly direction towards Searsburg.
- Ditching** • Serrine Road • Rumsey Road • Upper Mathews Road • Burnt Hill Road •
Willamee Road • Bower Road (west end)
- Brooming** • Annual spring sweeping of pavements is complete
- MSHA Training** • Annual 8-hour training complete
- Work Zone Traffic Control Training** • In process
- Jamie Gerdes, Adrian Turnmyre, & Randy Rappleye attended training in Albany
 - Remaining staff will be trained at the Highway Garage within the next week
- Smith Park** • Requested work at the gated area completed, including organization of wood storage and clean-up of debris
- Engineering Contract** • Need professional services from Hunt Engineers for repair work to be done on Culver Road bridge

Randy Rappleye
Highway Superintendent

"If you want to lift yourself up, lift up someone else."

April 10, 2023

Mr. Randy Rappleye, Highway Superintendent
Town of Hector
5097 NYS Route 227
Burdett, NY 14818

**Re: Proposal for Engineering Services
Yellow Flag Repair and Level 1 Load Rating for
BIN 2215960 Culver Road over Taughannock Creek**

Dear Mr. Rappleye:

Hunt Engineers, Architects, Land Surveyors & Landscape Architect DPC (HUNT) is pleased to submit this proposal to the Town of Hector to provide engineering services to address Yellow Flag 6B22YTW018 for the bridge that carries Culver Road over Taughannock Creek (BIN 2215960).

DESCRIPTION OF THE PROJECT

The bridge that carries the Culver Road over Taughannock Creek in the Town of Hector is a single-span reinforced concrete slab bridge that was built in 1936. Concrete spalling along the bottom of the slab has exposed rebar and led to a reduction of the load carrying capacity of the bridge. A Yellow Flag was issued by the NYSDOT on November 22, 2023 as a result of this condition. In order for this yellow flag to be removed, certification that the flagged condition has been corrected must be provided by a licensed professional engineer.

It should be noted that yellow flags do not require specific, immediate action as would a red flag but are used to report a potentially hazardous condition, which if left unattended, could become a danger within the next two years.

In order to assist the Town of Hector with addressing this flag HUNT proposes the following Scope of Work:

SCOPE OF WORK

- Review the existing published information on the bridge.
- Conduct a field inspection to verify the current conditions of the bridge and extent of spalling and deterioration.
- Develop a repair plan that can be used by the Town of Hector to obtain a contractor to address the bridge deficiencies.
- Prepare a Level 1 Load Rating for the structure to determine any load postings that may be required for the structure.
- Perform a final inspection of the structure after any recommended repairs have been constructed to verify the work was constructed to plan.

AGREEMENT FOR PROFESSIONAL SERVICES

The Terms and Conditions set out herein and in the referenced cover letter constitute an offer by Hunt Engineers, Architects, Land Surveyors & Landscape Architect D.P.C. (hereinafter called HUNT), to perform for the Town of Hector (hereinafter called the CLIENT) the services described. HUNT's offer constitutes a Contract on these same Terms and Conditions when receipted or acknowledged by the CLIENT. This Contract supersedes all previous understandings, if any, and constitutes the entire Agreement between HUNT and the CLIENT relating to the services described.

TERMS AND CONDITIONS

CLIENT OBLIGATIONS: At such time as HUNT may request, the CLIENT at their expense, shall provide full, complete and correct information, including a written program of objectives, constraints and criteria, with respect to which the services are performed.

HUNT OBLIGATIONS: Professional Services, basic to the Scope of Work, shall be performed, findings obtained, and recommendations prepared in accordance with generally accepted engineering, architectural, and land surveying practices. This Warranty is in lieu of all other Warranties expressed or implied. HUNT assures no responsibility for interpretations made by others based upon the work or recommendations made by HUNT. Project cost estimates are to the best of HUNT's knowledge and are not guarantees of actual construction costs.

ADDITIONAL SERVICES: Additional services or changes requested in writing by the CLIENT, beyond the original Scope of Work agreed upon as described per the referenced cover letter, shall be performed by HUNT in the same methods and manner as herein stated. Payment to HUNT for additional services shall be the same as outlined under PAYMENT of these Terms and Conditions, unless superseded by Separate Terms and Conditions as may be proposed and agreed to in writing by both parties.

PAYMENT: Payment for services rendered shall be monthly as billed. No percentage of bills shall be withheld or retained. In the event that any payment is not made within thirty (30) days from the date of billing, interest will be charged at a rate of one and one-half percent (1-1/2%) per month, or the legal rate of interest, whichever is less.

WAIVER: The CLIENT and HUNT mutually agree to waive all claims of consequential damages arising from disputes, claims, or other matters relating to this agreement.

This Agreement may be terminated by either party upon thirty (30) days written notice to the other. In the event of termination, HUNT shall be compensated for services performed up to the date of termination, plus reasonable termination costs. Upon receipt of final payment to HUNT, all finished or unfinished documents prepared to the date of termination shall become the property of the CLIENT and shall be surrendered to the CLIENT by HUNT.

ACCEPTANCE:

I have read and understand the Scope of Work as described in the attached letter from Cristina Donahue, PE dated April 10, 2023 and the above Terms and Conditions, and accept the terms and costs as stated. I hereby retain Hunt Engineers, Architects, Land Surveyors & Landscape Architect D.P.C. to provide services as necessary to accomplish the Scope of Work.

CLIENT:
TOWN OF HECTOR

BY: _____

DATE: _____

CONSULTANT:
HUNT ENGINEERS, ARCHITECTS, LAND
SURVEYORS & LANDSCAPE ARCHITECT, DPC

BY: Cristina L. Donahue
Cristina L. Donahue, PE

DATE: April 10, 2023

Hector Town Board Meeting

Date: May 9th 2023

- April – 3,481,000 gals pumped, 116,033 gallons daily average
- Water testing – currently all sample draws are up-to-date
- Monthly reports – all DOH reports, DEC DMR Reports completed and sent out
- Backup Generators – all in good working order
- Water service turn on/off. On-16 Off-0
- WTP Air Compressors – both compressors are in good working order
- Service Trucks – both trucks are in good order
- Burdett Extension- No update now waiting to hear from DEC on the new well hookup.
- New Well Project- Still waiting on DEC approval, updated Withdrawal Permits, Conservation Report and Annual Quality Report sent to DEC for new well hookup. Water Customer/Tax ID list was sent to Fagen Engineers to see if they can generate new mapping for water district that's needed for DEC.
- Meter Reading System- 100% reporting in a one-day window, 4 new meter and Miu installations for new water customers
- Hydrants- There was a hydrant was hit and bent over across from Dandy in Burdett, Jeremy and I with the assistance from Joe Brown dug and straightened hydrant to be turned back on to listen for any leaks after repair. Had a hydrant on Willow St in Burdett leaking, Jeremy and I shutoff. We exercised and maintained the hydrant and seemed to fix the leak.
- Service Line- Broken service line at 4801 Rt 414, leaking on their side of shutoff. We scheduled for repair asap.
- New Water Services- Jeremy and I with the assistance from Zack Lyzack dug and tap a new service for new home on Dunham Rd. Scheduled a new service weather permitting in the next few weeks for new construction on Merrill Rd & 414. Had an inquiry for municipally water run on Straud Rd & 414 about 2500ft or more to new home construction to lake property, another property that will need to be brought into the water district if they decide to want municipal water.
- Smith Park- Jeremy and I installed the water meter and backflow device to start getting the park ready for the season. Bact test were taken and sent to lab. Test came back good.

Respectfully submitted,

Josh Mikkelsen

Water District Superintendent

April 2023

Town of Hector

Code Enforcement Monthly Report

Building Permits Issued:	13
Building Permits Completed:	7

Project Summary

Addition	3
Deck/ Porch	1
Electric Upgrades	2
Garage/ Barn	2
Renovations	1
Shed	2
Single Family Home	2

Issued Building Permits Construction Value:	\$753,191
Completed Permits Construction Value:	\$1,875,000
Collected Fees:	\$ 1959.50

Submitted by:

Jason Santobianco 5-09-2023

Town of Hector

Building Permit Summary by Census Code: - misc

Permit# Applicant Name	Issued	Final	Property Owner & Location	Tax Map# Lot#	Fee	Project Description Cost
Addition						
23-0045 Kovnat, Jesse	04/19/23		Kovnat, Jesse 5880 BOWER ROAD	10.-1-10.2	134.00	Construct 12x12 Addition for additional bedroom
23-0048 MIKULA LINDA	04/24/23		MIKULA LINDA 6145 STRONG ROAD	48.-1-22.2	282.00	Construct 330 sq ft addition - Add 1 bath, den and deck
23-0044 NOVAK STEPHEN J	04/19/23		NOVAK STEPHEN J 4969 SUNSET SHORES	22.9-1-1	122.00	Construct 180 Sq Ft Addition - Add Bathroom - Expand Bedroom
Count: 3					538.00	292,000.00
Deck / Porch						
23-0039 SIMPSON ANDREW	04/11/23		SIMPSON ANDREW 5835 GROVE ROAD	9.-1-8.14	78.00	Construct 10x10 covered deck
Count: 1					78.00	10,800.00
Electrical/Upgrades						
23-0041 Barr, Marc	04/13/23		Barr, Marc 4736 Beattie Bond	22.-4-6	96.00	Install 2.5 Ton Air Source Heat Pump
23-0043 Hedberg, Anne	04/19/23		Hedberg, Anne 5865 BOULDER HILL DRIVE	5.-1-22.22	72.00	Expand off grid solar system
Count: 2					168.00	26,091.00
Garage, Barn						
23-0046 Willett Carl	04/19/23		Willett Carl 3435 County Road 8	54.-1-20.12	84.00	Construct 20x20 - Steel Frame Garage
23-0047 Yoder, David	04/20/23		Yoder, David 5578 County Rd 1	4.-1-25.112	122.00	Construct 60x120 Pole Barn with 1200 sq ft Apartment
Count: 2					206.00	47,000.00
Renovations/ Remodel						
23-0038 Stan & Jen LLC	04/11/23		Stan & Jen LLC 5646 NYS Route 414	7.-4-33.2	127.00	Convert Existing Building to Resturant
Count: 1					127.00	45,000.00

Permit# Applicant Name	Issued	Final	Property Owner & Location	Tax Map# Lot#	Fee	Project Description Cost
Shed						
23-0037 Chapman, David	04/03/23		Chapman, David 4060 BURNT HILL ROAD	45.-1-5.22	74.00	9,000.00 Install 12x12 shed
23-0042 KENDALL CHARLES	04/17/23		KENDALL CHARLES 3639 TICHENOR ROAD	7.-1-79	64.00	3,300.00 Construct 540 sq ft covered wood storage area
Count: 2					Total: 138.00	12,300.00
Single Family Home						
23-0049 Clark, Adam and Laura	04/25/23		Clark, Adam and Laura 3940 COUNTY ROUTE 2	12.-1-54.21	122.00	20,000.00 Construct 16x24 Cabin - Non Conditioned Space
23-0040 Reseivo, Glenn	04/13/23		Reseivo, Glenn 3474 NYS ROUTE 79	54.-1-43	382.00	300,000.00 Construct 1625 Sq Ft Single Family Home
Count: 2					Total: 504.00	320,000.00
Total Count: 13					Grand Total: \$1,759.00	

Building Permits Completed: 04/01/2023 - 04/30/2023

Permit# Applicant Name	Issued	Final	Property Owner & Location	Tax Map# Lot#	Fee	Project Description Cost
21-0191 SCHAMEL MICHAEL	12/21/21	04/24/23	Schamel, Michael 4750 Sunset Shores	22.-5-26.2	182.00	***** Construct 1000 sq ft Single Family Home
22-0001 Alexander, Derrick	01/14/22	04/12/23	Alexander, Derrick 3779 Heart Lane	54.-1-3.1	882.00	***** Construct 3428 sq ft house
22-0019 MacIntosh, Luke	03/17/22	04/12/23	MacIntosh, Luke 4041 4037 NYS ROUTE 414	44.-1-57	35.00	***** Demo Unsafe Structure
22-0070 SCHNEIDER THOMAS	06/22/22	04/03/23	SCHNEIDER THOMAS 3459 NYS ROUTE 79	54.-1-54.1	300.00	***** Complete Barn Conversion - Beer Pub
22-0076 MacIntosh, Luke	07/11/22	04/12/23	MacIntosh, Luke 4041 4037 NYS ROUTE 414	44.-1-57	307.00	***** Construct 2 Unit Apartment 4041
22-0157 MacIntosh, Luke	07/11/22	04/12/23	MacIntosh, Luke 4041 4037 NYS ROUTE 414	44.-1-57		***** Construct 2 unit apartment - 4037 During year end closing discovered one permit was issued should have issued one for each structure. All inspections completed to date.
22-0083 Nelson, Bruce	07/27/22	04/18/23	Nelson, Bruce 6279 County Road 1	5.-1-15.111	550.00	***** Construct 2059 sq ft single family home
Total Count: 7					Total: \$2,256.00	\$1,875,000.00

TOWN CLERK'S MONTHLY REPORT

APRIL, 2023

TOWN OF HECTOR, NEW YORK

PAGE 1

TO THE SUPERVISOR:

Pursuant to Section 27, Subd 1 of the Town Law, I hereby make the following statement of all fees and moneys received by me in connection with my office during the month stated above, excepting only such fees and moneys the application and payment of which are otherwise provided for by Law:

A1255				
	<u>7</u>	DECALS	<u>13.01</u>	
	<u>2</u>	MARRIAGE LICENSES NO. 23008 TO 23009	<u>35.00</u>	
		TOTAL TOWN CLERK FEES		48.01
A2544				
	<u>31</u>	DOG LICENSES	<u>83.70</u>	
		TOTAL A2544		83.70
A2545				
	<u>2</u>	JUNK YARD LICENSES	<u>50.00</u>	
		TOTAL A2545		50.00
A2655				
	<u>20</u>	COPIES	<u>5.00</u>	
		TOTAL A2655		5.00
B1603				
	<u>5</u>	CERTIFIED MARRIAGE COPY	<u>50.00</u>	
		TOTAL B1603		50.00
B2555				
	<u>245</u>	BUILDING PERMITS	<u>1,959.50</u>	
		TOTAL B2555		1,959.50

TOWN CLERK'S MONTHLY REPORT

APRIL, 2023

page 2

DISBURSEMENTS


PAID TO SUPERVISOR FOR GENERAL FUND
PAID TO SUPERVISOR FOR PART TOWN FUND
PAID TO NYS DEC FOR DECALS
PAID 70% TO COUNTY HUMANE SOCIETY FOR DOG LICENSES
PAID TO NYS ANIMAL POPULATION CONTROL FUND
PAID TO NYS HEALTH DEPT FOR MARRIAGE LICENSES

2196.21 < $\frac{186.71}{2,009.50}$ $\frac{1874}{513.99}$
186.71
2,009.50
513.99
195.30
31.00
45.00

TOTAL DISBURSEMENTS

2,981.50

MAY 1, 2023


JOHN WHITE

, SUPERVISOR

STATE OF NEW YORK, COUNTY OF SCHUYLER, TOWN OF HECTOR

I, JANE M. V. IKE, being duly sworn, says that I am the Clerk of the TOWN OF HECTOR that the foregoing is a full and true statement of all Fees and moneys received by me during the month above stated, excepting only such Fees the application and payment of which are otherwise provided for by law.


Town Clerk

4/20/2023

Jane M.V. Ike, Tax Collector
Town of Hector
5097 NYS Route 227
Burdett, NY 14818

Dear Jane,

The following is an accounting of receipts collected by this office as they affect your account:

Jan. 01	Warrant	- Budget	\$ 3,995,130.01
		- Tax Levy	\$ 3,078,479.67
		- Due County	\$ 9,315.25
		- Consolidated Health	\$ 2,271.77
		- Excess on Roll	\$ 0.86
TOTAL DEBITS			\$ 7,085,197.56
2023	State Lands		5,482.44
2023	American Tower		1,227.73
2023	Empire Telephone		14,924.83
2023	Haefele TV		259.76
2023	NYSEG		89,821.13
2023	TEPPCO		1,128.80
2023	Trumansburg Telephone		9,790.84
2023	TVC Albany		3,169.90
2023	Verizon		19.90
	Return of the 2nd Installments		375,991.72
	Return of the Unpaid		384,680.39
2/22/2023	Jane Ike, Collector		\$ 900,000.00
3/17/2023	Jane Ike, Collector		\$ 1,275,993.72
TOTAL CREDITS			\$ 3,062,491.16
BALANCE TO BE ACCOUNTED FOR			\$ 4,022,706.40
			\$ (3,078,479.67)
			\$ 944,226.73

Thanks,

Holley Sokolowski
Treasurer

STATE OF NEW YORK)
COUNTY OF SCHUYLER) SS:

Jane M.V. Ike, being duly sworn, states that she is the Collector for the Town of Hector, Schuyler County, New York, and that the foregoing is a true statement of the unpaid taxes upon the lands in said Town at the date hereof and that after using diligent effort, has not been able to collect same. Section 936 of Real Property Tax Law.

Jane M.V. Ike
Jane Ike

Subscribed and sworn to before me
this 2 day of May 2023

Kristin M Field
Notary Public

KRISTIN M FIELD
Notary Public, State of New York
No. 04FI633886
Qualified in Schuyler County
Commission Expires March 21, 2024

SUMMARY FOR THE MONTH OF April 2023

HECTOR WATER DISTRICT NO. 1
SUMMARY OF BILLINGS AND RECEIPTS

SW2140 METERED WATER CUSTOMERS

(181.50) $\left\{ \begin{array}{l} 181.50 \\ (363.00) \end{array} \right.$

SW2140R REPAIR RESERVE FUND

SW2144A CONNECTION CHARGES
(NEW CONNECTIONS)

SW2144B SVCE CHARGES/MISC. CHARGES

95.00

SW2148 CURRENT PENALTIES

1,129.66 $\left\{ \begin{array}{l} W 1036.12 \\ RF 93.54 \end{array} \right.$

SW350 TOTAL BILLING

1,043.16

SUBMITTED BY _____

NET ARREARS

20,063.95

REPAIR RESERVE

1,313.17

RE-LEVY

—

TOTAL ARREARS

21,377.12

ACTUAL RECEIPTS

RE-LEVY

SW2140 METERED WATER CUSTOMERS

29,924.33

SW2140R REPAIR RESERVE FUND

2,583.81

SW2144A CONNECTION CHARGES
(NEW CONNECTIONS)

SW2144B SVCE CHRGS/MISC. CHRGS

MONTHLY BALANCING

SW350 TOTAL WATER RECEIPTS

32,508.14

BEG MONTH BAL

52,842.10

SW2148 INTEREST AND PENALTIES

TOTAL BILLINGS

+ 1,043.16

SW2189 SUPERVISOR'S FEES/RET. CK

TOTAL RECEIPTS

-32,508.14

GRANDTOTAL WATER RECEIPTS
& PENALTIES PAID TO SUPERVISOR

END MONTH BAL

21,377.12

SUBMITTED BY

James M. Hester, Collection Clerk

A RESOLUTION TO ADOPT THE RECOMMENDED AMBULANCE RATE CHANGES

WHEREAS, the Town of Hector provides ambulance services to its residents; and

WHEREAS, the costs associated with providing ambulance services have increased due to rising costs of fuel, medical supplies, and equipment; and

WHEREAS, it is necessary to maintain an adequate level of staffing and equipment to ensure the highest level of care to our residents; and

WHEREAS, the recommended rate changes have been reviewed by the Town Council and are deemed to be fair and reasonable; and

WHEREAS, the adoption of the recommended rate changes is necessary to ensure the long-term viability of our ambulance service;

NOW, THEREFORE, BE IT RESOLVED by the Town Council of the Town of Hector:

SECTION 1. That the recommended ambulance rate changes be adopted as a town resolution.

SECTION 2. That the base rate and mileage rate for ambulance services be adjusted as recommended.

SECTION 3. That the recommended rate changes will be effective immediately.

SECTION 4. The rates shall now be set to:

- ALS Treat and Release: \$850.00
- BLS Non-Emergency: \$500.00
- BLS Emergency: \$1,050.00
- ALS 1 Non-Emergency: \$950.00
- ALS 1 Emergency: \$1,405.00
- ALS 2: \$1,612.00
- Paramedic Intercept: \$1,200.00
- Specialty Care Transport: \$500.00
- Mileage: \$35.00 per mile
- BLS Treat and Release: \$100.00
- MVA Surcharge for any MVA, including non-transport: \$450.00

RESOLVED, that the Town Council hereby adopts the recommended ambulance rate changes, effective immediately.

FURTHER RESOLVED, that the Town Council directs the Town Clerk to distribute copies of this resolution to all relevant departments and agencies.

FURTHER RESOLVED, that the Town Council authorizes the Town Supervisor to take all necessary actions to implement the recommended rate changes.

ADOPTED this [insert date] day of [insert month], [insert year] by the Town Council of the Town of Hector.